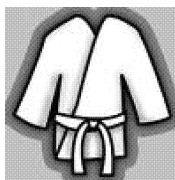



# ALPH-BELTS



## White Belt Level 1 Workbook

This can be used in class  
or as homework assignments.




# ALEPH-BELTS

## Level 1 - White Belt - Homework Sheet

### INSTRUCTIONS:

Color the letters as follows:

Aleph - RED, Bais - BLUE, Vais - GREEN



# **ALEPH-BELTS** **Level 1 - White Belt - Homework Sheet**

## **INSTRUCTIONS:**

*Read each Hebrew word and draw a line to its English 'match'*



vuh-uh

אב

uh-vuh

בב

buh

באא

bub

אבב

vuh-vuh-vuh

בא

buh-bub

בבב

uh-vuv

אב

uv



בבב

# ALEPH-BELTS

## Level 1 - White Belt - Homework Sheet

### INSTRUCTIONS:

Circle every Bais. Draw a triangle round each Gimmel.  
Read each letter AND say their sound too.










" The \_\_\_\_\_ has a \_\_\_\_\_ ,  
but the \_\_\_\_\_ does NOT!"

# ALEPH-BELTS

## Level 1 - White Belt - Homework Sheet

### Instructions:

Fill out each balloon using the key below.



### Key:

uh-beh

beb

veh

veb

veh-buh

buh

uh

# ALEPH-BELTS

## Level 1 - White Belt - Homework Sheet

### Instructions:

Draw a line to connect each letter with its name and its hint.



### Name of letter

### Letter

### Hint

Aleph



Vais



Gimmel



But the \_\_\_\_\_  
does NOT!

Daled



Bais



This letter is  
Silent

**ALEPH-BELTS****Level 1 - White Belt - Homework Sheet**

Can you draw these letters?

*Daled* -

*Gimmel* -

*Hey* -

*Bais* -



Now can you write the correct letter with the correct vowel?

*veh* -

*eh* -

*buh* -

*guh* -

*deh* -

*duh* -

# ALEPH-BELTS

## Level 1 - White Belt - Homework Sheet

### INSTRUCTIONS:

This sheet reviews the first 6 letters.

Read the names and sounds in each row. When you get up to the letter(s) that is written in the word box, then circle it.



א	ב	א	ג	Aleph	.1
ה	ו	ג	ד	Gimmel	.2
א	ה	ג	ה	Hey	.3
ב	ג	ד	ד	Vais	.4
ו	א	ד	ה	Daled	.5
ו	ג	ב	ב	Bais	.6



# ALEPH-BELTS

## Level 1 - White Belt - Homework Sheet

### INSTRUCTIONS:

Read each Hebrew word and draw a line to its English 'match'



*bahd*

הבא

*veh-gud*

בד

*huh-vuh*

גהג

*huh-heh-hah*

דהה

*ah-heh*

בגד

*geh-hag*

ההה

*duh-deh*

בדד

*bah-ged*


אהא

# ALEPH-BELTS

## Level 1 - White Belt - Homework Sheet

### INSTRUCTIONS:

Using different colored pens/markers, draw lines connecting the right letter, sound and name in the 3 columns below.



<u>Sound</u>	<u>Name</u>	<u>Letter</u>
z	Bais	ז
silent letter	Hey	ה
v	Aleph	א
h	Zayin	ז
v	Vais	ב
g	Vav	ו
d	Daled	ד
b	Gimmel	ג

# ALEPH-BELTS



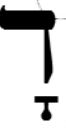




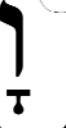
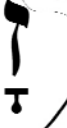
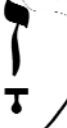
## Level 1 - White Belt - Homework Sheet

### INSTRUCTIONS:

Read each Hebrew Balloon....

Find its English match and color both balloons the same color!

The balloons contain the following Hebrew letters and English words:

- Row 1: vuh, zuh, , guh, duh
- Row 2: , , , 
- Row 3: huh, buh, , 
- Row 4: , vuh, uh, 
- Row 5: chuh, 

Uh Oh! My Balloon flew UUUP!

# ALEPH-BELTS

## Level 1 - White Belt - Homework Sheet

Can you draw these letters?

*Daled -*

*Zayin -*

*Tes -*

*Hey -*

*Vav -*

*Ches -*



Now can you write the correct letter with the correct vowel?

*zeh -*

*zah -*

*huh -*

*guh -*

*dah -*


*zuh -*

# ALPH-BELTS

## Level 1 - White Belt - Homework Sheet

### INSTRUCTIONS:

Write the SOUND each vowel makes in the balloon!



# ALEPH-BELTS

## Level 1 - White Belt - Homework Sheet

### INSTRUCTIONS:

Read all the letters/words below and write out each word on the 5th line in English in the space provided below.

(The first word on RIGHT side has been done for you)

ג

ד

ה

ו

ז

ח

ט

י

כ

ל

מ

נ

ס

ע

פ

צ

קוץ

פבג

אהר

איג

חבט

הוא

וגר

מיה

גאו


Open wide &  
say AH!



		gah-av

**ALEPH-BELTS****Level 1 - White Belt - Homework Sheet****INSTRUCTIONS:**

Can you identify all these letters in their different FONTS?  
Write the name of each letter next to it!



# ALEPH-BELTS

## Level 1 - White Belt - Homework Sheet

### INSTRUCTIONS:

Complete each sentence by finding the correct Hebrew word in the key at the bottom of the page. Your answers should be written in Hebrew with the correct vowels.



This is a shopping





This is a yummy




I like to sleep on my




I don't like to get stung by a




The poor man lives in an old




Watch out there is a




הַט

בֵּג

בִּי

אֵג

בֶּד

בֵּג



# ALEPH-BELTS

## Level 1 - White Belt - Homework Sheet

### INSTRUCTIONS:

Read each Hebrew word and draw a line to its English 'match'



Zdech

טֶגֶח

betav

זֶדַח

teedah

חֵיד

cheebuh

בֶּטוּ

teegah

הֶגֶח

chuyeed

טֶדַח

hahzeg

אֶגֶט

ehgat

חֵיבָה

# ALEPH-BELTS

## Level 1 - White Belt - Homework Sheet

### INSTRUCTIONS:

Complete each sentence by finding the correct Hebrew word in the key at the bottom of the page. Your answers should be written in Hebrew with the correct vowels.

I like to drink




I know the alphabet from A to

Z

Would you like something to ?




In the winter we switch on the




The ז shape is 'zig -




I like to give my Mom a




טִי

זִי

אֵט

זֶג

הֵט

הֶג

# ALEPH-BELTS

## Level 1 - White Belt - Homework Sheet

### INSTRUCTIONS:

Draw a line from the letter to its name.



א

*Alef*

ב

*Bais*

ג

*Vais*

ד

*Gimmel*

ה

*Daled*

ו

*Hey*

ז

*Vav*

ח

*Zayin*

ט

*Ches*

י

*Tes*

כ

*Yud*