



# ALEPH- BELTS



## Orange Belt - Level 3 Workbook

This can be used in class  
or as homework assignments.



# ALEPH-BELTS

## Level 3 - Orange Belt - Homework Sheet

### INSTRUCTIONS:

Add the vowels to the Hebrew words below, so that they 'say' the English word next to it.



- |           |   |       |         |   |      |    |
|-----------|---|-------|---------|---|------|----|
| fehmag    | — | פמג   | puhnuh  | — | פנה  | .1 |
| tehf      | — | טה    | chohf   | — | חוף  | .2 |
| pahahmeem | — | פעמים | meepuhz | — | מפז  | .3 |
| hapeenuh  | — | הפנה  | yosef   | — | יוסף | .4 |
| uhfuhfoo  | — | אפפו  | ahf     | — | אף   | .5 |
| behten    | — | בטן   | ceeneem | — | כנים | .6 |



# ALEPH-BELTS

## Level 3 - Orange Belt - Homework Sheet

### INSTRUCTIONS:

Write in English what each letter says.



—

א

—

ז

.1

—

ב

—

ח

.2

—

ג

—

ט

.3

—

ד

—

י

.4

—

ה

—

כ

.5

—

ו

—

ל

.6



# ALEPH-BELTS

## Level 3 - Orange Belt - Homework Sheet

### INSTRUCTIONS:

Complete each sentence by finding the correct Hebrew word in the key at the bottom of the page. Your answers should be written in Hebrew with the correct vowels.



When its cold, wear your




These are 2





Tell the time with a




I use a \_\_\_\_ to make coffee




I write with a




בּוֹטָא   פֶּנְסֵל   הַט   כּוּלָּה   כְּטֵל

# ALEPH-BELTS

## Level 3 - Orange Belt - Homework Sheet

Draw a line to connect each letter with its 'Final'

ה

ו

ז

ח

ט

י

כ

ל

מ

נ

ס

ע



# ALEPH-BELTS

## Level 3 - Orange Belt - Homework Sheet

### Instructions:

Draw a line to connect each letter with its name and its hint.



<u>Name of letter</u>	<u>Letter</u>	<u>Hint</u>
Ahyin	א	
Samech	ס	
Final Fey	ף	
Pey	פ	only found at end of a word
Tzadi	צ	
Mem	מ	
Nun	נ	_____ we're all aware, Looks like a box looks like a _____
Final Mem	מן	This letter is Silent

# **ALEPH-BELTS**

## **Level 3 - Orange Belt - Homework Sheet**

### **INSTRUCTIONS:**

**Common Mix-Ups (1)...** Can you tell the difference between these letters? Write their sound next to them.



	ז
	ש
	י
	ד
	ס
	פ
	ל

	מ
	נ
	ג
	ו
	ח
	ט
	א

	צ
	ק
	ר
	ה
	ס
	פ
	ז



# ALEPH-BELTS

## Level 3 - Orange Belt - Homework Sheet

### INSTRUCTIONS:

Circle the correct English word for each Hebrew word below.

לִלְמַד

1. l-luh-mayd
2. li-luh-may
3. li-lah-mayd

וִיצוֹנוֹ

1. vi-tzee-vuh-nu
2. vi-tzee-vah-nu
3. veh-tzee-vuh-noh

פִּסְלָה

1. pi-suh-l
2. pi-suh-luh
3. fi-suh-luh

יַעֲלִין

1. yah-ah-lohn
2. yuh-ah-lootz
3. yah-ah-lohtz

מִמְּךָ

1. mee-mahkuh
2. mi-mehchuh
3. mee-mehkuh

כּוֹנֵנָה

1. koo-ni-nuh
2. koh-ni-nuh
3. koh-neh-nah

וִיצִי

1. vuh-yuh-tzehtz
2. nah-yuh-tzehtz
3. vah-yuh-tzehtz

נִצַּח

1. neh-tzahch
2. neh-tahch
3. nee-tzahch





# ALPH-BELTS

## Level 3 - Orange Belt - Homework Sheet

### INSTRUCTIONS:

Write what sound each vowel makes in the space provided. Add the correct vowel next to each of the HINTS.



	•••
	—
	•
	••
	•

	•
	—
	•••
	•
	••



# ALEPH-BELTS

## Level 3 - Orange Belt - Homework Sheet

### INSTRUCTIONS:

Read the words listed at the bottom of the page, then find them in the word search.



רָבָה

רָצָה

רָבִי

רָבָה

רָנָה

פִּפְרָה

רִיקָה

רִפָּא

רִפָּא

רָאָה

# ALEPH-BELTS

## Level 3 - Orange Belt - Homework Sheet

### INSTRUCTIONS:

Read the list of words. Next, fill in the correct vowels so the words below match the words in the list.



שְׁטֵה      הַשְׁשִׁי      שְׁלוֹ      שִׁמָּה      שְׁנִי  
שָׁמַע      שָׁבוֹעַ      שׁוֹנָה      שָׁמְנוֹ      שִׁקִּי

שְׁטֵה	שְׁלוֹ
שָׁמַע	שְׁנִי
שִׁקִּי	הַשְׁשִׁי
שִׁמָּה	שָׁבוֹעַ
שָׁמְנוֹ	שׁוֹנָה



# ALPH-BELTS

## Level 3 - Orange Belt - Homework Sheet

*"We are partners, we sound alike  
but we do not look alike!"*



Draw a line to connect the letters that sound the same.

ק

ח

פ

י

ת

צ

ז

ה

ב

ס

ו

א

# ALEPH-BELTS

## Level 3 - Orange Belt - Homework Sheet

### INSTRUCTIONS:

**Common Mix-Ups (2!)...** Can you tell the difference between these letters? Write their sound next to them.



	ת
	ח
	ט
	ז
	צ
	ז
	ק

	ה
	ת
	ש
	ו
	ס
	ו
	ט

	ת
	ח
	ש
	פ
	ס
	ר
	צ



# ALEPH-BELTS

## Level 3 - Orange Belt - Homework Sheet

### INSTRUCTIONS:

Using the key below, match the beginning to the end of each word.

נֹת	תְּ
קָף	בְּרִ
מִים	שִׁ
חֹק	אֹז
כֹּת	זֹ
רָה	שִׁ
תָּנוּ	בִּ
שֹׁן	רִ
בֹּעַ	לִ
יֵת	תֹּ

### KEY

שְׁנוֹת	תּוֹרָה	בְּרֻכּוֹת	בֵּית	תְּמִים
זֹקֵף	רְחוֹק	לְשׁוֹן	שָׁבוּעַ	אוֹתָנוּ

# ALEPH-BELTS

## Level 3 - Orange Belt - Homework Sheet

### INSTRUCTIONS:

This sheet reviews ALL the letters!

Write the SOUND that each letter makes in the empty space and circle the FINAL letters



— ד	— ת	— ז
— ל	— פ	— ר
— צ	— ו	— ח
— מ	— ך	— ט
— נ	— ך	— ש
— ך	— ך	— ש
— ו	— ש	— ך
— ך	— ך	— ך
— ז	— ש	— ך
— ך	— ך	— ך
— ך	— ך	— ך
— ך	— ך	— ך

# **ALEPH-BELTS**

## **Level 3 - Orange Belt - Homework Sheet**

### **INSTRUCTIONS:**

Can you spell out in HEBREW the word which each picture represents? (CLUE: Each word starts with the letter in the picture)













